

# James Elliman Academy

## Weekly Activities

### Year 2

Week beginning: Monday 20<sup>th</sup> April 2020

#### Learning Time

##### Reading

The Owl and the Pussy-cat (Page 4).

Q1. Name two things the owl and the cat took with them.

Honey and plenty of money.

Q2. Which words in the poem rhymes with "above"?

The word that rhymes with "above" is "love".

Q3. The boat was "pea green". Why is this a good way to describe a colour?

It is a good way to describe a colour because as peas are green it is easy to relate with the colour green.

##### Phonics

The long e sound – Page 19.

Q1. agreed, money, heat, city, chimney, tree, penny, teach.

Q2. chief, monkey, honey, reached, jelly.

##### Maths

Mental Workout – Page 3.

A- START UP

1. 18 2. 3 3. 13 4. 7 5. 5 6. 7 7. 15 8. 18 9. 2 10. 12

B- INTO GEAR

1. 7 2. 12 3. 8 4. 5 5. 0

C- THOUGH CHALLENGE

1. £5 2. 18 cows 3. 11p 4. 6 sweets

# James Elliman Academy

## Weekly Activities

### Mental Workout – Page 4.

#### A- START UP

**1. 7   2. 5   3. 18   4. 11   5. 13   6. 11   7. 12   8. 20   9. 17   10. 19**

#### B- INTO GEAR

**1. 19   2. 10   3. 9   4. 11   5. 10**

#### C- THOUGH CHALLENGE

**1. 19 ml   2. 5p   3. 6 cm   4. 19 grams**

### Mental Workout – Page 29.

#### - Test 3.

**1. 9   2. 6   3. 7   4. 2   5. 18   6. 13   7. 4   8. 17**

#### - Test 4.

**1. 20   2. 3   3. 15   4. 14   5. 9   6. 19   7. 9   8. 10**

# James Elliman Academy

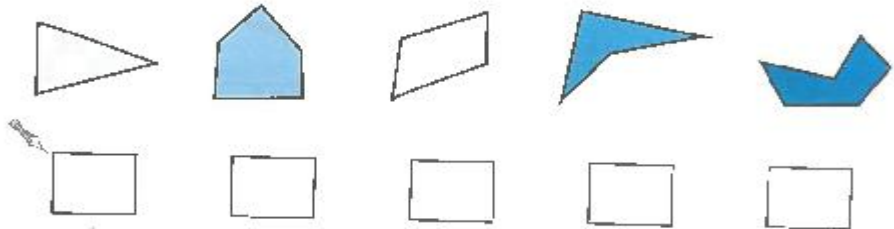
## Weekly Activities

Sorting Shapes – Page 63.

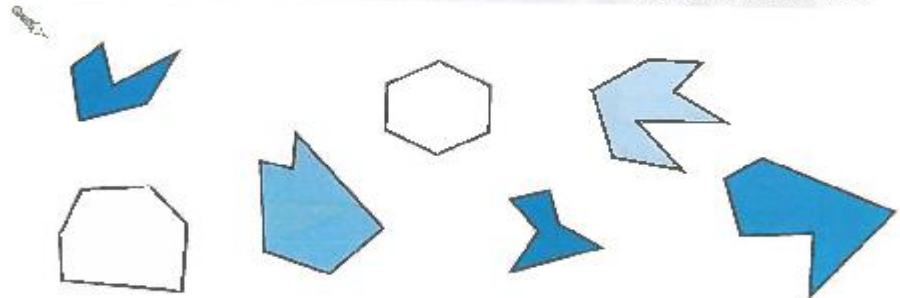
63

### Sorting Shapes

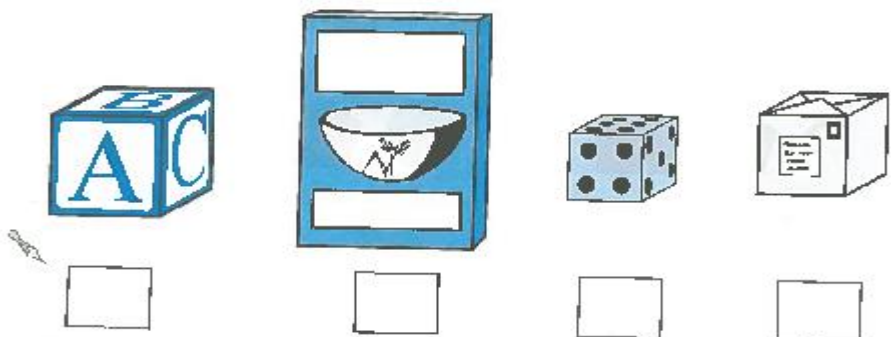
1 Tick the shapes with **four** sides.



2 Count the number of sides of each shape.  
Circle the shape that has a **different** number to the others.



3 Which object is a **different** shape to the others?



"I can compare and sort 2D and 3D shapes and everyday objects"




# James Elliman Academy

## Weekly Activities


### Creative Time

#### Science


Here are things that we push and pull. Can you identify which object we push or pull?



Push and pull



Pull



Pull



Push and pull


Look at the objects below. Think about whether we push or pull each object, or both. Write push, pull or both under each object.



both




both



both



push



both



both

# James Elliman Academy

## Weekly Activities

Find an object in your home that you can push or pull. How can you make the object travel further?

**The object travelled further when I pushed harder.**

Push or pull your chosen object on a carpet. Then push or pull the object on a table. What do you notice?

**I noticed that the object travelled further on the smooth table compared to the rough carpet.**